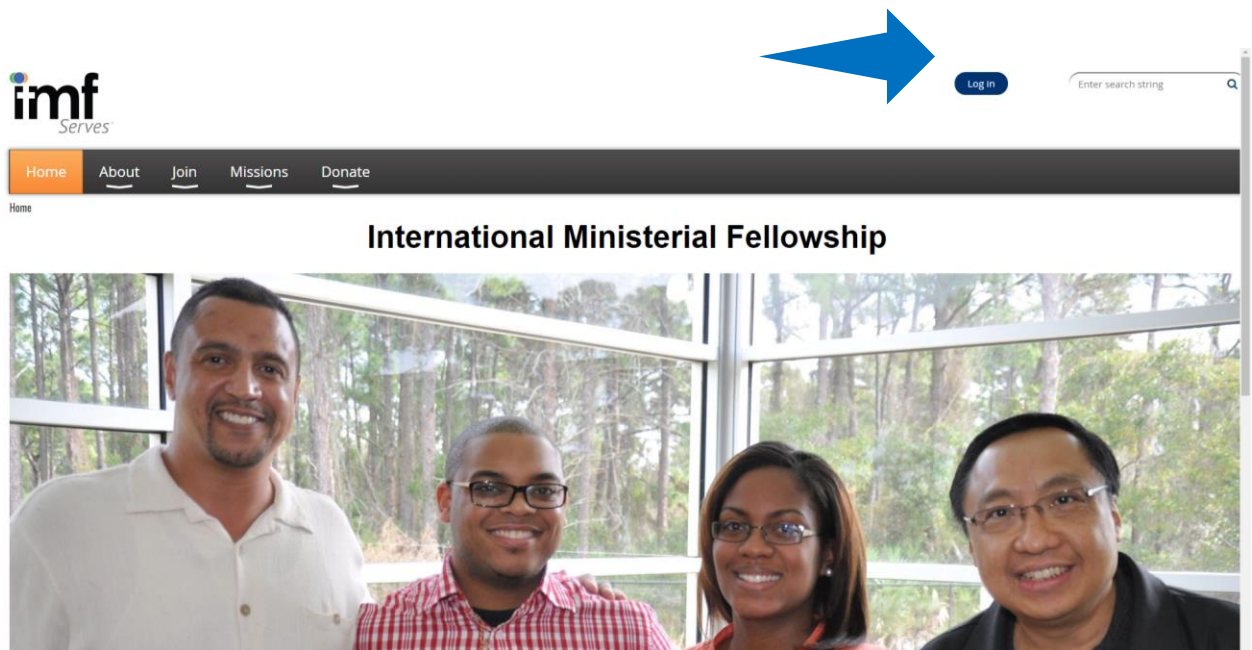
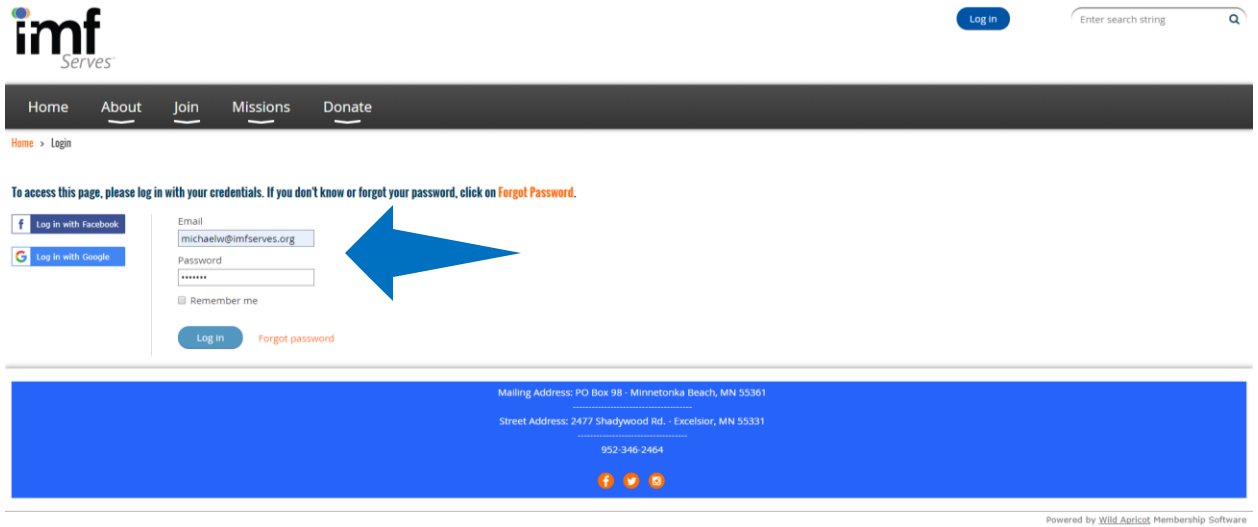


How to pay your renewal fee

1. Go to our website and click Log in.



2. Log in using your credentials, if you don't know, contact us.



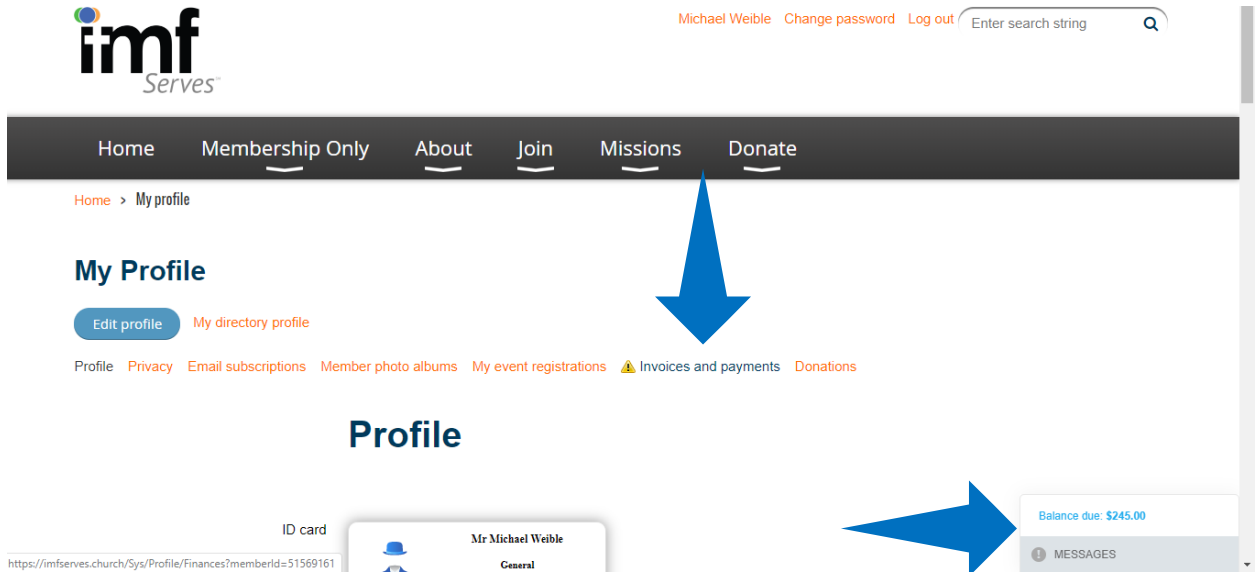
The screenshot shows the IMF Serves website's login page. At the top left is the IMF Serves logo. To the right is a search bar with the text "Enter search string" and a magnifying glass icon. Below the logo is a navigation menu with links for Home, About, Join, Missions, and Donate. Underneath the menu is a breadcrumb trail: "Home > Login". A message reads: "To access this page, please log in with your credentials. If you don't know or forgot your password, click on **Forgot Password**." Below this are two social login buttons: "Log in with Facebook" and "Log in with Google". The main login form contains fields for "Email" (with the value "michaelw@imfserves.org") and "Password" (with masked characters "*****"). There is a "Remember me" checkbox and "Log in" and "Forgot password" buttons. A blue arrow points to the email field. At the bottom of the page, there is a blue footer bar with contact information: "Mailing Address: PO Box 98 - Minnetonka Beach, MN 55361", "Street Address: 2477 Shadywood Rd. - Excelsior, MN 55331", and "952-346-2464". Social media icons for Facebook, Twitter, and YouTube are also present. The footer text "Powered by Wild Apricot Membership Software" is visible at the bottom right.

3. Click on your name.

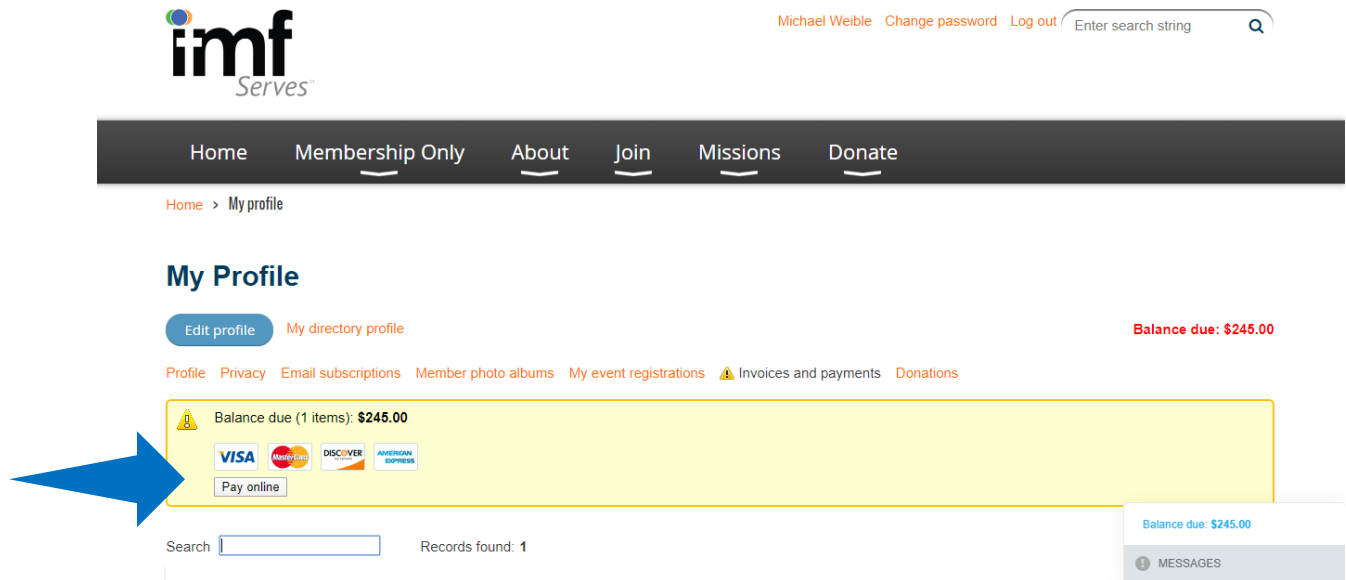


The screenshot shows the IMF Serves website's user profile page. At the top left is the IMF Serves logo. To the right is a search bar with the text "Enter search string" and a magnifying glass icon. Below the logo is a navigation menu with links for Home, Membership Only, About, Join, Missions, and Donate. Underneath the menu is a breadcrumb trail: "Home". The main heading is "International Ministerial Fellowship". Below the heading is a large photograph of four people (three men and one woman) smiling in front of a window with a view of trees. In the top right corner, the user's name "Michael Weible" is displayed, along with links for "Change password" and "Log out". A blue arrow points to the user's name. The footer text "Powered by Wild Apricot Membership Software" is visible at the bottom right.

4. Click on the Invoices and payment or click on the messages notification.



5. Click pay now and enter in your information to pay with a credit/debit card



6. The screen will look like this: International Ministerial Fellowship

<https://imfserves.org/>

Enter credit card details

 /

Billing information

Details

Invoice #00889 \$245.00

- Membership application. Level: General
- Extras: Credential Fee - Licensed Minister

Total amount: \$245.00 (USD)

Store card details for faster checkouts



[Cancel](#)

Pay \$245.00 (USD)